




2020-2021

Elementary School Preliminary STAAR Data



| 5th Grade STAAR | APRIL 2019-Mathematics | | | | MAY 2021-Mathematics | | | |
|-------------------------------|------------------------|---------------|---------------|---------------|----------------------|---------------|---------------|---------------|
| | Total Students | Approaches | Meets | Masters | Total Students | Approaches | Meets | Masters |
| DISTRICT | 1389 | 57.02% | 27.21% | 15.05% | 1183 | 36.35% | 16.82% | 8.12% |
| AMELIA ELEMENTARY | 107 | 57.94% | 22.43% | 12.15% | 72 | 33.33% | 11.11% | 2.78% |
| BLANCHETTE ELEMENTARY | 84 | 57.14% | 15.48% | 4.76% | 104 | 15.38% | 0% | 0% |
| CALDWOOD ELEMENTARY | 125 | 57.60% | 25.60% | 14.40% | 92 | 41.30% | 19.57% | 9.78% |
| CHARLTON-POLLARD ELEMENTARY | 87 | 67.82% | 34.48% | 14.94% | 73 | 27.40% | 13.70% | 1.37% |
| CURTIS ELEMENTARY | 85 | 85.88% | 54.12% | 37.65% | 90 | 61.11% | 33.33% | 14.44% |
| DISHMAN ELEMENTARY | 82 | 76.83% | 48.78% | 26.83% | 64 | 60.94% | 35.94% | 20.31% |
| FEHL-PRICE CLASSICAL ACADEMY | 85 | 44.71% | 17.65% | 4.71% | 59 | 15.25% | 1.69% | 0% |
| FLETCHER ELEMENTARY | 84 | 73.81% | 46.43% | 34.52% | 68 | 52.94% | 23.53% | 4.41% |
| GUESS ELEMENTARY | 94 | 51.06% | 15.96% | 7.45% | 87 | 42.53% | 28.74% | 16.09% |
| HOMER DRIVE ELEMENTARY | 79 | 59.49% | 29.11% | 12.66% | 73 | 39.73% | 6.85% | 1.37% |
| MARTIN ELEMENTARY | 104 | 42.31% | 17.31% | 8.65% | 96 | 13.54% | 1.04% | 0% |
| PHALEN (PLA) at JONES-CLARK | 106 | 42.45% | 19.81% | 9.43% | 86 | 34.88% | 10.47% | 4.65% |
| PIETZSCH-MACARTHUR ELEMENTARY | 129 | 32.56% | 11.63% | 6.98% | 100 | 7% | 1% | 0% |
| REGINA ELEMENTARY | 138 | 64.49% | 34.06% | 21.01% | 117 | 64.10% | 42.74% | 29.91% |
| | | | | | | | | |
| 5th Grade STAAR | APRIL 2019-Reading | | | | MAY 2021-Reading | | | |
| | Total Students | Approaches | Meets | Masters | Total Students | Approaches | Meets | Masters |
| DISTRICT | 1388 | 57.93% | 32.85% | 16.93% | 1186 | 46.63% | 22.51% | 12.98% |
| AMELIA ELEMENTARY | 107 | 67.29% | 34.58% | 13.08% | 72 | 48.61% | 12.50% | 8.33% |
| BLANCHETTE ELEMENTARY | 84 | 58.33% | 20.24% | 11.90% | 104 | 36.54% | 10.58% | 1.92% |
| CALDWOOD ELEMENTARY | 124 | 58.06% | 37.90% | 18.55% | 92 | 48.91% | 28.26% | 17.39% |
| CHARLTON-POLLARD ELEMENTARY | 87 | 60.92% | 32.18% | 21.84% | 73 | 42.47% | 13.70% | 6.85% |
| CURTIS ELEMENTARY | 85 | 83.53% | 62.35% | 36.47% | 91 | 68.13% | 37.36% | 24.18% |
| DISHMAN ELEMENTARY | 82 | 63.41% | 41.46% | 20.73% | 64 | 56.25% | 35.94% | 15.62% |
| FEHL-PRICE CLASSICAL ACADEMY | 86 | 44.19% | 22.09% | 10.47% | 58 | 43.10% | 12.07% | 5.17% |
| FLETCHER ELEMENTARY | 84 | 65.48% | 35.71% | 19.05% | 68 | 60.29% | 27.94% | 11.76% |
| GUESS ELEMENTARY | 94 | 70.21% | 41.49% | 22.34% | 86 | 60.47% | 37.21% | 27.91% |
| HOMER DRIVE ELEMENTARY | 79 | 56.96% | 32.91% | 15.19% | 73 | 42.47% | 15.07% | 4.11% |

| | | | | | | | | |
|-------------------------------|-----|--------|--------|--------|-----|--------|--------|--------|
| MARTIN ELEMENTARY | 103 | 40.78% | 20.39% | 6.80% | 98 | 22.45% | 7.14% | 2.04% |
| PHALEN (PLA) at JONES-CLARK | 106 | 32.08% | 16.04% | 3.77% | 86 | 24.42% | 9.30% | 3.49% |
| PIETZSCH-MACARTHUR ELEMENTARY | 129 | 42.64% | 17.83% | 9.30% | 101 | 25.74% | 4.95% | 1.98% |
| REGINA ELEMENTARY | 138 | 72.46% | 47.10% | 28.99% | 118 | 72.88% | 53.39% | 39.83% |

| 5th Grade STAAR | MAY 2019-Science | | | | MAY 2021-Science | | | |
|-------------------------------|------------------|---------------|---------------|--------------|------------------|---------------|--------------|--------------|
| | Total Students | Approaches | Meets | Masters | Total Students | Approaches | Meets | Masters |
| DISTRICT | 1388 | 47.05% | 23.99% | 7.86% | 1183 | 28.15% | 9.47% | 3.47% |
| AMELIA ELEMENTARY | 106 | 43.40% | 15.09% | 4.72% | 71 | 29.58% | 5.63% | 1.41% |
| BLANCHETTE ELEMENTARY | 84 | 44.05% | 16.67% | 2.38% | 103 | 9.71% | 0.97% | 0% |
| CALDWOOD ELEMENTARY | 123 | 38.21% | 20.33% | 6.50% | 92 | 23.91% | 5.43% | 0% |
| CHARLTON-POLLARD ELEMENTARY | 88 | 59.09% | 29.55% | 13.64% | 74 | 22.97% | 4.05% | 1.35% |
| CURTIS ELEMENTARY | 85 | 70.59% | 43.53% | 14.12% | 91 | 39.56% | 12.09% | 2.20% |
| DISHMAN ELEMENTARY | 81 | 72.84% | 43.21% | 22.22% | 64 | 42.19% | 20.31% | 6.25% |
| FEHL-PRICE CLASSICAL ACADEMY | 90 | 28.89% | 5.56% | 0% | 58 | 8.62% | 0% | 0% |
| FLETCHER ELEMENTARY | 85 | 57.65% | 28.24% | 11.76% | 68 | 42.65% | 7.35% | 1.47% |
| GUESS ELEMENTARY | 90 | 70% | 43.33% | 13.33% | 87 | 48.28% | 21.84% | 11.49% |
| HOMER DRIVE ELEMENTARY | 77 | 40.26% | 18.18% | 2.60% | 73 | 20.55% | 5.48% | 0% |
| MARTIN ELEMENTARY | 103 | 36.89% | 13.59% | 0.97% | 98 | 9.18% | 3.06% | 0% |
| PHALEN (PLA) at JONES-CLARK | 107 | 12.15% | 5.61% | 0.93% | 86 | 16.28% | 2.33% | 0% |
| PIETZSCH-MACARTHUR ELEMENTARY | 130 | 21.54% | 10% | 2.31% | 99 | 12.12% | 2.02% | 1.01% |
| REGINA ELEMENTARY | 139 | 74.82% | 46.76% | 26.62% | 117 | 61.54% | 32.48% | 17.09% |

| 4th Grade STAAR | MAY 2019-Mathematics | | | | MAY 2021-Mathematics | | | |
|-----------------------------|----------------------|---------------|---------------|--------------|----------------------|---------------|---------------|--------------|
| | Total Students | Approaches | Meets | Masters | Total Students | Approaches | Meets | Masters |
| DISTRICT | 1441 | 44.62% | 18.25% | 9.23% | 1092 | 26.37% | 11.81% | 6.59% |
| AMELIA ELEMENTARY | 108 | 28.70% | 5.56% | 1.85% | 82 | 26.83% | 7.32% | 4.88% |
| BLANCHETTE ELEMENTARY | 99 | 42.42% | 15.15% | 8.08% | 76 | 14.47% | 2.63% | 0% |
| CALDWOOD ELEMENTARY | 110 | 42.73% | 20% | 10.91% | 78 | 19.23% | 7.69% | 1.28% |
| CHARLTON-POLLARD ELEMENTARY | 91 | 40.66% | 13.19% | 7.69% | 79 | 22.78% | 8.86% | 5.06% |
| CURTIS ELEMENTARY | 119 | 63.87% | 31.09% | 18.49% | 93 | 53.76% | 30.11% | 16.13% |
| DISHMAN ELEMENTARY | 89 | 49.44% | 23.60% | 11.24% | 70 | 20% | 1.43% | 1.43% |

| | | | | | | | | |
|-------------------------------|-----|--------|--------|--------|-----|--------|--------|--------|
| FEHL-PRICE CLASSICAL ACADEMY | 89 | 26.97% | 8.99% | 2.25% | 48 | 6.25% | 0% | 0% |
| FLETCHER ELEMENTARY | 93 | 59.14% | 22.58% | 5.38% | 57 | 29.82% | 19.30% | 7.02% |
| GUESS ELEMENTARY | 89 | 43.82% | 14.61% | 6.74% | 81 | 41.98% | 27.16% | 14.81% |
| HOMER DRIVE ELEMENTARY | 93 | 47.31% | 17.20% | 7.53% | 83 | 37.35% | 13.25% | 4.82% |
| MARTIN ELEMENTARY | 93 | 37.63% | 13.98% | 4.30% | 86 | 4.65% | 2.33% | 2.33% |
| PHALEN (PLA) at JONES-CLARK | 99 | 28.28% | 10.10% | 7.07% | 63 | 9.52% | 1.59% | 0% |
| PIETZSCH-MACARTHUR ELEMENTARY | 129 | 28.68% | 12.40% | 6.98% | 91 | 16.48% | 5.49% | 3.30% |
| REGINA ELEMENTARY | 140 | 74.29% | 37.86% | 22.86% | 105 | 45.71% | 25.71% | 20.95% |

| 4th Grade STAAR | MAY 2019 Reading | | | | MAY-2021 Reading | | | |
|-------------------------------|------------------|---------------|---------------|--------------|------------------|---------------|---------------|--------------|
| | Total Students | Approaches | Meets | Masters | Total Students | Approaches | Meets | Masters |
| DISTRICT | 1440 | 50.90% | 21.53% | 8.68% | 1075 | 35.81% | 15.81% | 6.51% |
| AMELIA ELEMENTARY | 108 | 54.63% | 15.74% | 3.70% | 83 | 42.17% | 14.46% | 3.61% |
| BLANCHETTE ELEMENTARY | 99 | 44.44% | 15.15% | 3.03% | 74 | 21.62% | 6.76% | 2.70% |
| CALDWOOD ELEMENTARY | 112 | 41.96% | 22.32% | 8.93% | 77 | 33.77% | 11.69% | 0% |
| CHARLTON-POLLARD ELEMENTARY | 91 | 56.04% | 23.08% | 10.99% | 78 | 20.51% | 8.97% | 5.13% |
| CURTIS ELEMENTARY | 119 | 79.83% | 46.22% | 25.21% | 89 | 43.82% | 25.84% | 13.48% |
| DISHMAN ELEMENTARY | 89 | 59.55% | 31.46% | 12.36% | 69 | 42.03% | 18.84% | 5.80% |
| FEHL-PRICE CLASSICAL ACADEMY | 88 | 30.68% | 9.09% | 1.14% | 47 | 42.55% | 12.77% | 6.38% |
| FLETCHER ELEMENTARY | 93 | 58.06% | 26.88% | 7.53% | 57 | 49.12% | 14.04% | 7.02% |
| GUESS ELEMENTARY | 88 | 63.64% | 23.86% | 11.36% | 81 | 61.73% | 30.86% | 11.11% |
| HOMER DRIVE ELEMENTARY | 93 | 50.54% | 18.28% | 5.38% | 83 | 38.55% | 13.25% | 3.61% |
| MARTIN ELEMENTARY | 93 | 31.18% | 10.75% | 3.23% | 84 | 17.86% | 5.95% | 2.38% |
| PHALEN (PLA) at JONES-CLARK | 98 | 25.51% | 9.18% | 4.08% | 63 | 14.29% | 7.94% | 3.17% |
| PIETZSCH-MACARTHUR ELEMENTARY | 129 | 33.33% | 8.53% | 0.78% | 88 | 15.91% | 5.68% | 1.14% |
| REGINA ELEMENTARY | 140 | 73.57% | 34.29% | 18.57% | 102 | 54.90% | 35.29% | 20.59% |

| 4th Grade STAAR | MAY 2019 Writing | | | | APRIL 2021 Writing | | | |
|-----------------------|------------------|---------------|---------------|--------------|--------------------|---------------|--------------|--------------|
| | Total Students | Approaches | Meets | Masters | Total Students | Approaches | Meets | Masters |
| DISTRICT | 1436 | 42.41% | 16.43% | 2.99% | 1113 | 25.52% | 8.72% | 2.52% |
| AMELIA ELEMENTARY | 107 | 35.51% | 10.28% | 0% | 87 | 26.44% | 4.60% | 1.15% |
| BLANCHETTE ELEMENTARY | 99 | 43.43% | 17.17% | 5.05% | 78 | 19.23% | 6.41% | 2.56% |

| | | | | | | | | |
|-------------------------------|-----|--------|--------|-------|-----|--------|--------|-------|
| CALDWOOD ELEMENTARY | 110 | 37.27% | 15.45% | 1.82% | 80 | 20% | 5% | 0% |
| CHARLTON-POLLARD ELEMENTARY | 92 | 41.30% | 14.13% | 2.17% | 78 | 17.95% | 6.41% | 1.28% |
| CURTIS ELEMENTARY | 119 | 63.87% | 29.41% | 7.56% | 95 | 38.95% | 18.95% | 8.42% |
| DISHMAN ELEMENTARY | 89 | 44.94% | 20.22% | 5.62% | 72 | 29.17% | 9.72% | 0% |
| FEHL-PRICE CLASSICAL ACADEMY | 89 | 35.96% | 7.87% | 0% | 53 | 26.42% | 1.89% | 0% |
| FLETCHER ELEMENTARY | 92 | 52.17% | 20.65% | 4.35% | 57 | 38.60% | 7.02% | 0% |
| GUESS ELEMENTARY | 88 | 53.41% | 20.45% | 3.41% | 83 | 44.58% | 21.69% | 4.82% |
| HOMER DRIVE ELEMENTARY | 93 | 34.41% | 7.53% | 2.15% | 84 | 20.24% | 5.95% | 1.19% |
| MARTIN ELEMENTARY | 90 | 37.78% | 13.33% | 1.11% | 86 | 20.93% | 6.98% | 2.33% |
| PHALEN (PLA) at JONES-CLARK | 99 | 26.26% | 7.07% | 1.01% | 63 | 7.94% | 0% | 0% |
| PIETZSCH-MACARTHUR ELEMENTARY | 128 | 28.12% | 8.59% | 0.78% | 93 | 4.30% | 0% | 0% |
| REGINA ELEMENTARY | 141 | 55.32% | 31.21% | 5.67% | 104 | 39.42% | 19.23% | 8.65% |


| 3rd Grade STAAR | MAY 2019 Mathematics | | | | MAY 2021 Mathematics | | | |
|-------------------------------|----------------------|---------------|---------------|--------------|----------------------|---------------|---------------|--------------|
| | Total Students | Approaches | Meets | Masters | Total Students | Approaches | Meets | Masters |
| DISTRICT | 1390 | 51.22% | 20.65% | 7.34% | 1108 | 32.49% | 11.01% | 3.79% |
| AMELIA ELEMENTARY | 85 | 38.82% | 7.06% | 1.18% | 67 | 29.85% | 5.97% | 0% |
| BLANCHETTE ELEMENTARY | 99 | 45.45% | 12.12% | 2.02% | 83 | 26.51% | 13.25% | 2.41% |
| CALDWOOD ELEMENTARY | 115 | 53.04% | 19.13% | 7.83% | 78 | 21.79% | 6.41% | 2.56% |
| CHARLTON-POLLARD ELEMENTARY | 89 | 51.69% | 17.98% | 6.74% | 69 | 26.09% | 8.70% | 0% |
| CURTIS ELEMENTARY | 94 | 72.34% | 37.23% | 10.64% | 71 | 64.79% | 28.17% | 11.27% |
| DISHMAN ELEMENTARY | 92 | 72.83% | 34.78% | 16.30% | 87 | 45.98% | 17.24% | 6.90% |
| FEHL-PRICE CLASSICAL ACADEMY | 89 | 21.35% | 6.74% | 3.37% | 51 | 9.80% | 0% | 0% |
| FLETCHER ELEMENTARY | 66 | 74.24% | 40.91% | 10.61% | 65 | 47.69% | 20% | 7.69% |
| GUESS ELEMENTARY | 90 | 61.11% | 26.67% | 13.33% | 70 | 45.71% | 24.29% | 12.86% |
| HOMER DRIVE ELEMENTARY | 98 | 53.06% | 15.31% | 5.10% | 74 | 35.14% | 6.76% | 0% |
| MARTIN ELEMENTARY | 101 | 36.63% | 8.91% | 0.99% | 97 | 18.56% | 3.09% | 0% |
| PHALEN (PLA) at JONES-CLARK | 104 | 45.19% | 17.31% | 5.77% | 82 | 19.51% | 2.44% | 1.22% |
| PIETZSCH-MACARTHUR ELEMENTARY | 142 | 21.83% | 4.23% | 1.41% | 124 | 12.90% | 0.81% | 0.81% |
| REGINA ELEMENTARY | 126 | 80.95% | 46.83% | 18.25% | 90 | 58.89% | 22.22% | 8.89% |

| 3rd Grade STAAR | MAY 2019 Reading | | | | MAY 2021 Reading | | | |
|-------------------------------|------------------|---------------|---------------|---------------|------------------|---------------|---------------|--------------|
| | Total Students | Approaches | Meets | Masters | Total Students | Approaches | Meets | Masters |
| DISTRICT | 1389 | 53.85% | 24.05% | 13.75% | 1110 | 42.07% | 16.13% | 6.40% |
| AMELIA ELEMENTARY | 84 | 58.33% | 10.71% | 2.38% | 67 | 47.76% | 17.91% | 4.48% |
| BLANCHETTE ELEMENTARY | 98 | 39.80% | 10.20% | 5.10% | 83 | 28.92% | 13.25% | 2.41% |
| CALDWOOD ELEMENTARY | 116 | 53.45% | 22.41% | 12.07% | 79 | 39.24% | 15.19% | 6.33% |
| CHARLTON-POLLARD ELEMENTARY | 89 | 50.56% | 13.48% | 8.99% | 70 | 37.14% | 14.29% | 4.29% |
| CURTIS ELEMENTARY | 93 | 77.42% | 55.91% | 36.56% | 71 | 70.42% | 38.03% | 16.90% |
| DISHMAN ELEMENTARY | 92 | 65.22% | 35.87% | 21.74% | 88 | 50% | 12.50% | 6.82% |
| FEHL-PRICE CLASSICAL ACADEMY | 89 | 39.33% | 8.99% | 5.62% | 51 | 31.37% | 5.88% | 0% |
| FLETCHER ELEMENTARY | 66 | 69.70% | 40.91% | 28.79% | 66 | 50% | 19.70% | 10.61% |
| GUESS ELEMENTARY | 90 | 65.56% | 37.78% | 22.22% | 69 | 52.17% | 26.09% | 13.04% |
| HOMER DRIVE ELEMENTARY | 98 | 54.08% | 16.33% | 9.18% | 74 | 52.70% | 18.92% | 4.05% |
| MARTIN ELEMENTARY | 101 | 38.61% | 9.90% | 1.98% | 97 | 27.84% | 4.12% | 3.09% |
| PHALEN (PLA) at JONES-CLARK | 104 | 42.31% | 17.31% | 9.62% | 81 | 27.16% | 7.41% | 2.47% |
| PIETZSCH-MACARTHUR ELEMENTARY | 143 | 32.87% | 12.59% | 6.99% | 124 | 22.58% | 5.65% | 2.42% |
| REGINA ELEMENTARY | 126 | 77.78% | 48.41% | 26.19% | 90 | 65.56% | 34.44% | 14.44% |



2020-2021

Middle School Preliminary STAAR Data



| 6th Grade STAAR | May 2019-Mathematics | | | | May 2021-Mathematics | | | |
|-------------------------------|----------------------|---------------|---------------|--------------|-----------------------|---------------|---------------|--------------|
| | Total Students | Approaches | Meets | Masters | Total Students | Approaches | Meets | Masters |
| DISTRICT | 1239 | 53.67% | 20.66% | 5.25% | 1130 | 35.04% | 6.90% | 0.63% |
| KING MIDDLE SCHOOL | 203 | 44.83% | 14.29% | 0.49% | 161 | 32.30% | 6.21% | 0.62% |
| MARSHALL MIDDLE SCHOOL | 280 | 67.50% | 29.64% | 8.57% | 251 | 38.25% | 9.56% | 1.59% |
| ODOM ACADEMY | 253 | 61.66% | 31.62% | 11.07% | 191 | 45.65% | 11.41% | 1.09% |
| PATHWAYS LEARNING CENTER | 1 | 0% | 0% | 0% | 3 | 66.67% | 0% | 0% |
| PHALEN (PLA) at SMITH | 188 | 36.17% | 7.98% | 0.53% | 168 | 21.43% | 0.60% | 0% |
| SOUTH PARK/PIETZSCH-MACARTHUR | 142 | 40.85% | 10.56% | 3.52% | 134 | 39.55% | 7.46% | 0% |
| VINCENT MIDDLE SCHOOL | 172 | 59.88% | 19.77% | 3.49% | 224 | 32.14% | 5.36% | 0% |
| | | | | | | | | |
| 6th Grade STAAR | May 2019-Reading/ELA | | | | May 2021-Reading/ELA | | | |
| | Total Students | Approaches | Meets | Masters | Total Students | Approaches | Meets | Masters |
| DISTRICT | 1280 | 46.56% | 19.77% | 8.52% | 1152 | 35.94% | 10.16% | 3.12% |
| KING MIDDLE SCHOOL | 203 | 31.53% | 10.34% | 4.93% | 163 | 30.67% | 7.36% | 1.84% |
| MARSHALL MIDDLE SCHOOL | 280 | 61.07% | 30.36% | 12.86% | 254 | 41.34% | 12.20% | 3.15% |
| ODOM ACADEMY | 296 | 61.82% | 35.14% | 16.55% | 202 | 45.55% | 19.70% | 7.07% |
| PATHWAYS LEARNING CENTER | 1 | 0% | 0% | 0% | 3 | 66.67% | 0% | 0% |
| PHALEN (PLA) at SMITH | 186 | 31.72% | 7.53% | 2.15% | 171 | 23.98% | 4.09% | 1.75% |
| SOUTH PARK/PIETZSCH-MACARTHUR | 142 | 34.51% | 7.04% | 0% | 135 | 36.30% | 8.89% | 2.96% |
| VINCENT MIDDLE SCHOOL | 172 | 40.70% | 11.05% | 5.81% | 226 | 31.86% | 7.52% | 1.77% |
| | | | | | | | | |
| 7th Grade STAAR | MAY 2019-Mathematics | | | | MAY- 2021 Mathematics | | | |
| | Total Students | Approaches | Meets | Masters | Total Students | Approaches | Meets | Masters |
| DISTRICT | 1100 | 38.82% | 8.91% | 0.73% | 919 | 15.02% | 2.18% | 0.22% |
| KING MIDDLE SCHOOL | 191 | 39.79% | 10.99% | 1.57% | 152 | 13.82% | 0.66% | 0% |
| MARSHALL MIDDLE SCHOOL | 214 | 42.99% | 8.88% | 0% | 175 | 13.71% | 0.57% | 0% |
| MRJJC | 2 | 0% | 0% | 0% | | | | |
| ODOM ACADEMY | 217 | 38.25% | 6.91% | 0.46% | 186 | 26.34% | 6.45% | 1.08% |
| PATHWAYS LEARNING CENTER | 3 | 0% | 0% | 0% | 5 | 0% | 0% | 0% |
| PHALEN (PLA) at SMITH | 169 | 25.44% | 3.55% | 0.59% | 168 | 7.74% | 1.79% | 0% |

| | | | | | | | | |
|--------------------------------|-----|--------|--------|-------|-----|--------|-------|----|
| SOUTH PARK /PIETZSCH-MACARTHUR | 121 | 29.75% | 1.65% | 0% | | | | |
| VINCENT MIDDLE SCHOOL | 183 | 53.01% | 19.13% | 1.64% | 223 | 13.30% | 1.29% | 0% |

| 7th Grade STAAR | MAY-2019 Reading | | | | May-2021 Reading | | | |
|--------------------------------|------------------|---------------|---------------|---------------|------------------|---------------|---------------|--------------|
| | Total Students | Approaches | Meets | Masters | Total Students | Approaches | Meets | Masters |
| DISTRICT | 1348 | 54.45% | 29.75% | 15.50% | 1043 | 43.62% | 21.96% | 9.20% |
| KING MIDDLE SCHOOL | 206 | 44.17% | 18.93% | 8.74% | 171 | 38.01% | 9.36% | 3.92% |
| MARSHALL MIDDLE SCHOOL | 288 | 70.49% | 43.06% | 21.53% | 230 | 47.83% | 28.70% | 14.35% |
| MRJC | 2 | 0% | 0% | 0% | | | | |
| ODOM ACADEMY | 319 | 63.01% | 43.26% | 28.21% | 230 | 62.10% | 37.83% | 17.83% |
| PATHWAYS LEARNING CENTER | 2 | 0% | 0% | 0% | 4 | 0% | 0% | 0% |
| PHALEN (PLA) at SMITH | 193 | 40.41% | 12.44% | 2.07% | 167 | 26.35% | 8.38% | 2.40% |
| SOUTH PARK /PIETZSCH-MACARTHUR | 143 | 38.46% | 19.58% | 8.39% | | | | |
| VINCENT MIDDLE SCHOOL | 195 | 54.36% | 24.62% | 11.79% | 241 | 38.59% | 19.09% | 5.39% |

| 7th Grade STAAR | APRIL-2019 Writing | | | | APRIL-2021 Writing | | | |
|--------------------------------|--------------------|---------------|---------------|-----------|--------------------|---------------|---------------|--------------|
| | Total Students | Approaches | Meets | Masters | Total Students | Approaches | Meets | Masters |
| DISTRICT | 13.45 | 54.20% | 21.13% | 9% | 1123 | 38.74% | 13.54% | 1.87% |
| KING MIDDLE SCHOOL | 208 | 48.08% | 13.46% | 2.40% | 187 | 24.60% | 4.81% | 0.53% |
| MARSHALL MIDDLE SCHOOL | 287 | 66.20% | 35.19% | 13.24% | 233 | 48.07% | 18.03% | 3.86% |
| ODOM ACADEMY | 318 | 65.09% | 35.85% | 16.04% | 263 | 60.84% | 30.42% | 3.80% |
| PATHWAYS LEARNING CENTER | 5 | 0% | 0% | 0% | 5 | 0% | 0% | 0% |
| PHALEN (PLA) at SMITH | 191 | 36.65% | 13.61% | 1.57% | 173 | 17.92% | 1.16% | 0% |
| SOUTH PARK /PIETZSCH-MACARTHUR | 139 | 42.45% | 16.55% | 4.32% | | | | |
| VINCENT MIDDLE SCHOOL | 195 | 52.82% | 23.59% | 9.23% | 262 | 32.82% | 7.25% | 0.38% |

| 8th Grade STAAR | APRIL-2019 Mathematics | | | | MAY-2021 Mathematics | | | |
|------------------------|------------------------|---------------|---------------|--------------|----------------------|---------------|---------------|--------------|
| | Total Students | Approaches | Meets | Masters | Total Students | Approaches | Meets | Masters |
| DISTRICT | 1330 | 69.02% | 40.90% | 8.57% | 1116 | 41.31% | 20.97% | 5.47% |
| KING MIDDLE SCHOOL | 208 | 62.98% | 33.65% | 6.25% | 207 | 18.36% | 4.35% | 0% |
| MARSHALL MIDDLE SCHOOL | 319 | 75.86% | 43.26% | 6.90% | 226 | 46.90% | 22.68% | 3.98% |

| | | | | | | | | |
|-------------------------------|-----|--------|--------|--------|-----|--------|--------|--------|
| ODOM ACADEMY | 290 | 83.79% | 60% | 17.93% | 323 | 67.80% | 44.27% | 14.55% |
| PATHWAYS LEARNING CENTER | 3 | 33.33% | 0% | 0% | 5 | 0% | 0% | 0% |
| PHALEN (PLA) at SMITH | 177 | 46.89% | 19.21% | 0% | 143 | 11.89% | 2.80% | 0% |
| SOUTH PARK/PIETZSCH MACARTHUR | 162 | 58.02% | 25.31% | 0.62% | | | | |
| VINCENT MIDDLE SCHOOL | 169 | 73.37% | 51.48% | 15.38% | 212 | 38.21% | 13.68% | 2.36% |

| 8th Grade STAAR | APRIL- 2019 Reading | | | | MAY-2021 Reading | | | |
|-------------------------------|---------------------|---------------|---------------|---------------|------------------|---------------|---------------|--------------|
| | Total Students | Approaches | Meets | Masters | Total Students | Approaches | Meets | Masters |
| DISTRICT | 1199 | 58.38% | 31.86% | 12.18% | 1092 | 53.48% | 26.92% | 9.71% |
| KING MIDDLE SCHOOL | 203 | 42.36% | 18.72% | 5.91% | 199 | 37.19% | 12.06% | 2.01% |
| MARSHALL MIDDLE SCHOOL | 296 | 69.59% | 44.26% | 23.31% | 253 | 62.85% | 31.62% | 13.83% |
| ODOM ACADEMY | 201 | 75.12% | 46.27% | 16.42% | 269 | 71.38% | 47.58% | 18.22% |
| PATHWAYS LEARNING CENTER | 4 | 25% | 0% | 0% | 5 | 20% | 0% | 0% |
| PHALEN (PLA) at SMITH | 175 | 52% | 25.14% | 6.86% | 158 | 35.44% | 8.86% | 1.90% |
| SOUTH PARK/PIETZSCH MACARTHUR | 156 | 45.51% | 17.95% | 5.13% | | | | |
| VINCENT MIDDLE SCHOOL | 162 | 57.41% | 29.01% | 6.79% | 208 | 49% | 23.08% | 7% |

| 8th Grade STAAR | MAY- 2019 Science | | | | MAY -2021 Science | | | |
|-------------------------------|-------------------|---------------|---------------|--------------|-------------------|---------------|---------------|--------------|
| | Total Students | Approaches | Meets | Masters | Total Students | Approaches | Meets | Masters |
| DISTRICT | 1250 | 61.92% | 26.24% | 7.90% | 1178 | 43.46% | 19.52% | 8.15% |
| KING MIDDLE SCHOOL | 203 | 53.20% | 19.21% | 1.97% | 204 | 16.67% | 2.94% | 0.49% |
| MARSHALL MIDDLE SCHOOL | 297 | 67.34% | 30.98% | 12.46% | 250 | 57.62% | 22.40% | 9.20% |
| ODOM ACADEMY | 257 | 75.88% | 40.86% | 14.01% | 354 | 66.38% | 37.85% | 18.64% |
| PATHWAYS LEARNING CENTER | - | - | - | - | 3 | 0% | 0% | 0% |
| PHALEN (PLA) at SMITH | 174 | 54.60% | 13.22% | 1.15% | 160 | 12.50% | 1.25% | 0% |
| SOUTH PARK/PIETZSCH MACARTHUR | 156 | 50% | 20.51% | 5.77% | | | | |
| VINCENT MIDDLE SCHOOL | 160 | 60.62% | 23.12% | 6.88% | 207 | 328.16% | 15% | 3% |


| 8th Grade STAAR | MAY -2019 Social Studies | | | | MAY-2021 Social Studies | | | |
|-----------------|--------------------------|---------------|---------------|---------------|-------------------------|---------------|---------------|--------------|
| | Total Students | Approaches | Meets | Masters | Total Students | Approaches | Meets | Masters |
| DISTRICT | 1245 | 55.34% | 26.02% | 14.03% | 1109 | 33.63% | 12.89% | 6.67% |

| | | | | | | | | |
|-------------------------------|-----|--------|--------|--------|-----|--------|--------|--------|
| KING MIDDLE SCHOOL | 202 | 46.53% | 8.91% | 0.99% | 195 | 7.69% | 0% | 0% |
| MARSHALL MIDDLE SCHOOL | 297 | 73.06% | 42.09% | 24.92% | 247 | 56.28% | 19.03% | 8.91% |
| ODOM ACADEMY | 257 | 75.88% | 51.36% | 31.91% | 300 | 54.00% | 29.33% | 16.00% |
| PATHWAYS LEARNING CENTER | - | - | - | - | 4 | 0% | 0% | 0% |
| PHALEN (PLA) at SMITH | 174 | 39.66% | 8.05% | 2.87% | 160 | 6.88% | 0% | 0% |
| SOUTH PARK/PIETZSCH MACARTHUR | 153 | 24.84% | 3.92% | 1.96% | | | | |
| VINCENT MIDDLE SCHOOL | 160 | 47.50% | 18.12% | 7.50% | 203 | 22.66% | 3.94% | 1.97% |



2020-2021

High School Preliminary STAAR Data



| EOC | 2019-MAY ALGEBRA | | | | 2021-MAY ALGEBRA | | | |
|-------------------------------|---------------------|---------------|---------------|---------------|---------------------|---------------|---------------|----------------|
| | Total Students | Approaches | Meets | Masters | Total Students | Approaches | Meets | Masters |
| DISTRICT | 1339 | 70% | 42.05% | 19.87% | 1245 | 44.50% | 14.94% | 5.06% |
| BISD EARLY COLLEGE HS | 55 | 98.18% | 63.64% | 43.64% | 74 | 70.27% | 25.68% | 5.41% |
| BEAUMONT UNITED HIGH SCHOOL | 558 | 60.22% | 26.88% | 8.60% | 488 | 30.74% | 3.89% | 0.61% |
| BROWN ALTERNATIVE CENTER | 12 | 50% | 16.67% | 8.33% | 20 | 20% | 0% | 0% |
| PATHWAYS LEARNING CENTER | 13 | 7.69% | 0% | 0% | 26 | 7.69% | 0% | 0% |
| WEST BROOK HIGH SCHOOL | 475 | 68.42% | 40.84% | 16% | 457 | 40.26% | 9.41% | 1.53% |
| KING MIDDLE SCHOOL | 11 | 100% | 54.55% | 18.18% | 14 | 85.71% | 21% | 0% |
| MARSHALL MIDDLE SCHOOL | 51 | 100% | 86.27% | 54.90% | 80 | 88.75% | 51.25% | 21.25% |
| ODOM ACADEMY | 110 | 100% | 93.64% | 65.45% | 68 | 97.06% | 76.47% | 44.12% |
| PHALEN (PLA) at SMITH | 23 | 95.65% | 47.83% | 13.04% | 10 | 60% | 40% | 0% |
| SOUTH PARK/PIETZSCH MACARTHUR | 16 | 93.75% | 68.75% | 31.25% | | | | |
| VINCENT MIDDLE SCHOOL | 7 | 100% | 100% | 100% | 8 | 85.50% | 62.50% | 25.00% |
| EOC | 2019-MAY BIOLOGY | | | | 2021-MAY BIOLOGY | | | |
| | Total Students | Approaches | Meets | Masters | Total Students | Approaches | Meets | Masters |
| DISTRICT | 1105 | 79.46% | 48.05% | 13.77% | 1331 | 59.05% | 24.04% | 5.18% |
| BISD EARLY COLLEGE HS | 28 | 100% | 100% | 67.86% | 81 | 92.59% | 65.43% | 13.58% |
| BEAUMONT UNITED HIGH SCHOOL | 464 | 76.51% | 41.16% | 7.76% | 561 | 52.05% | 15.86% | 2.14% |
| BROWN ALTERNATIVE CENTER | 15 | 60% | 26.67% | 0% | 18 | 22.22% | 6% | 0% |
| PATHWAYS LEARNING CENTER | 8 | 25% | 0% | 0% | 27 | 22.22% | 0% | 0% |
| WEST BROOK HIGH SCHOOL | 586 | 82.25% | 52.56% | 16.38% | 620 | 62.10% | 24.84% | 5% |
| ODOM ACADEMY | | | | | 24 | 100% | 95.83% | 62.50% |
| EOC | 2019-MAY US HISTORY | | | | 2021-MAY US HISTORY | | | |
| | Total Students | Approaches | Meets | Masters | Total Students | Approaches | Meets | Masters |
| DISTRICT | 1397 | 79.74% | 51.47% | 25.63% | 1225 | 66.37% | 40.73% | 20.73#% |
| BISD EARLY COLLEGE HS | 87 | 100% | 81.61% | 39.08% | 87 | 96.55% | 78.16% | 56.32% |
| BEAUMONT UNITED HIGH SCHOOL | 648 | 74.38% | 39.81% | 15.28% | 498 | 57.63% | 27.11% | 6.63% |
| BROWN ALTERNATIVE CENTER | 22 | 68.18% | 31.82% | 13.64% | 30 | 23.33% | 10% | 6.67% |